



ಬೃಹತ್ ಬೆಂಗಳೂರು ಮಹಾನಗರ ಪಾಲಿಕೆ  
Bruhat Bengaluru Mahanagara Palike



# BBMP COVID-19 WAR ROOM 10.08.2021



# ABSTRACT OF COVID-19 CASES IN BENGALURU

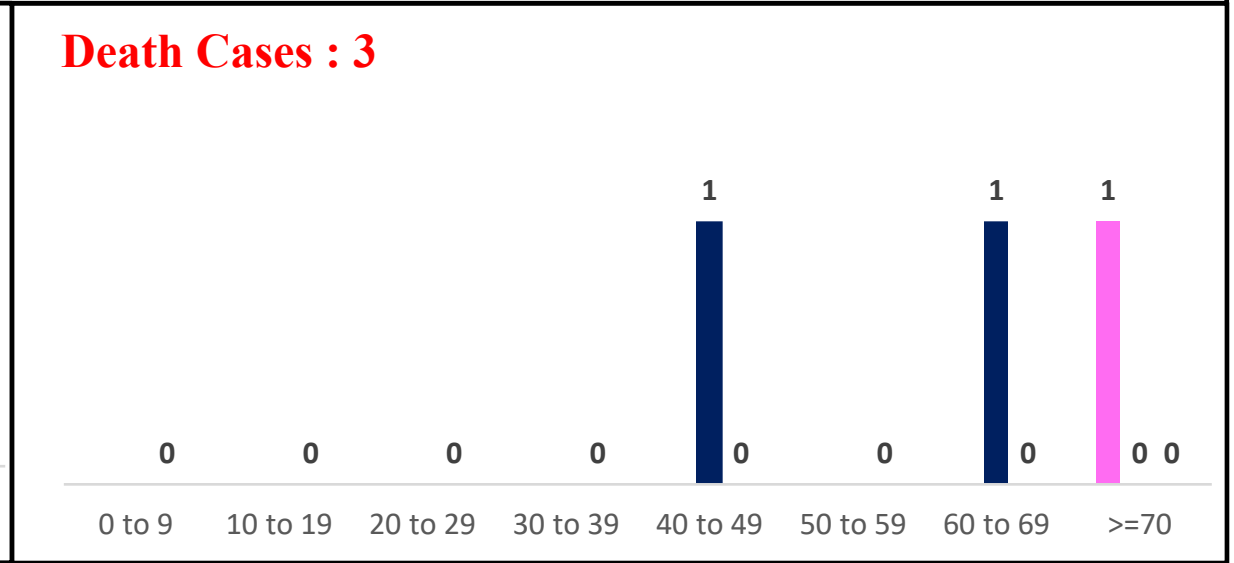
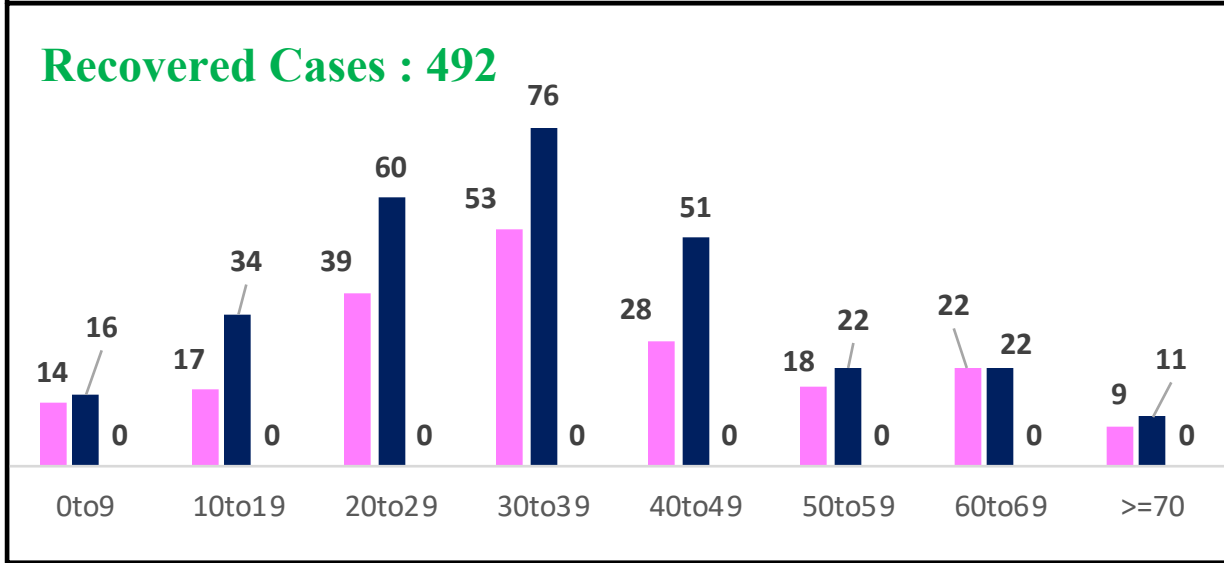
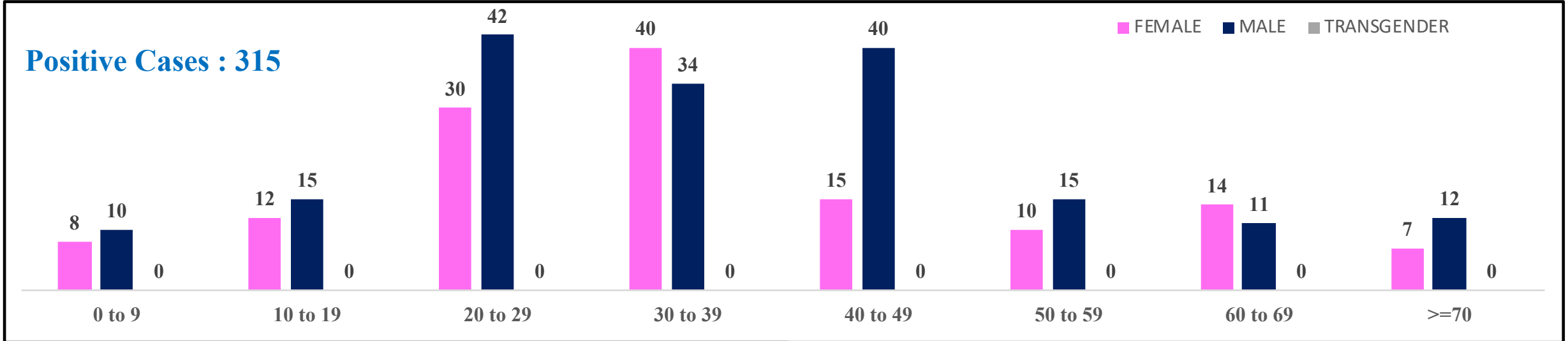


	MALE	FEMALE	TRANSGENDER	MALE	FEMALE	TRANSGENDER	TOTAL	
	Last 24 Hours	Last 24 Hours	Last 24 Hours	Cumulative	Cumulative	Cumulative	Last 24 Hours	Cumulative
<b>Positive Cases</b>	179	136	0	7,35,814	4,95,151	132	<b>315</b>	<b>12,31,097</b>
<b>Recovered Cases</b>	292	200	0	7,21,729	4,85,147	104	<b>492</b>	<b>12,06,980</b>
<b>Death Cases</b>	2	1	0	10,083	5,832	4	<b>3</b>	<b>15,919</b>
<b>Total Tests Done</b>	<b>In Last 24 hrs : 64,552</b>			<b>Cumulative : 1,72,64,788</b>				
<b>ACTIVE CASES</b>				<b>8,198</b>				

\*Covid deaths occurred today : 01 | Covid deaths occurred beyond last 24 hrs, reported today : 02



# LAST 24 HOURS AGE GROUP AND GENDER WISE DISTRIBUTION





# SNAPSHOT OF BENGALURU COVID-19 CASES IN LAST 8 WEEKS

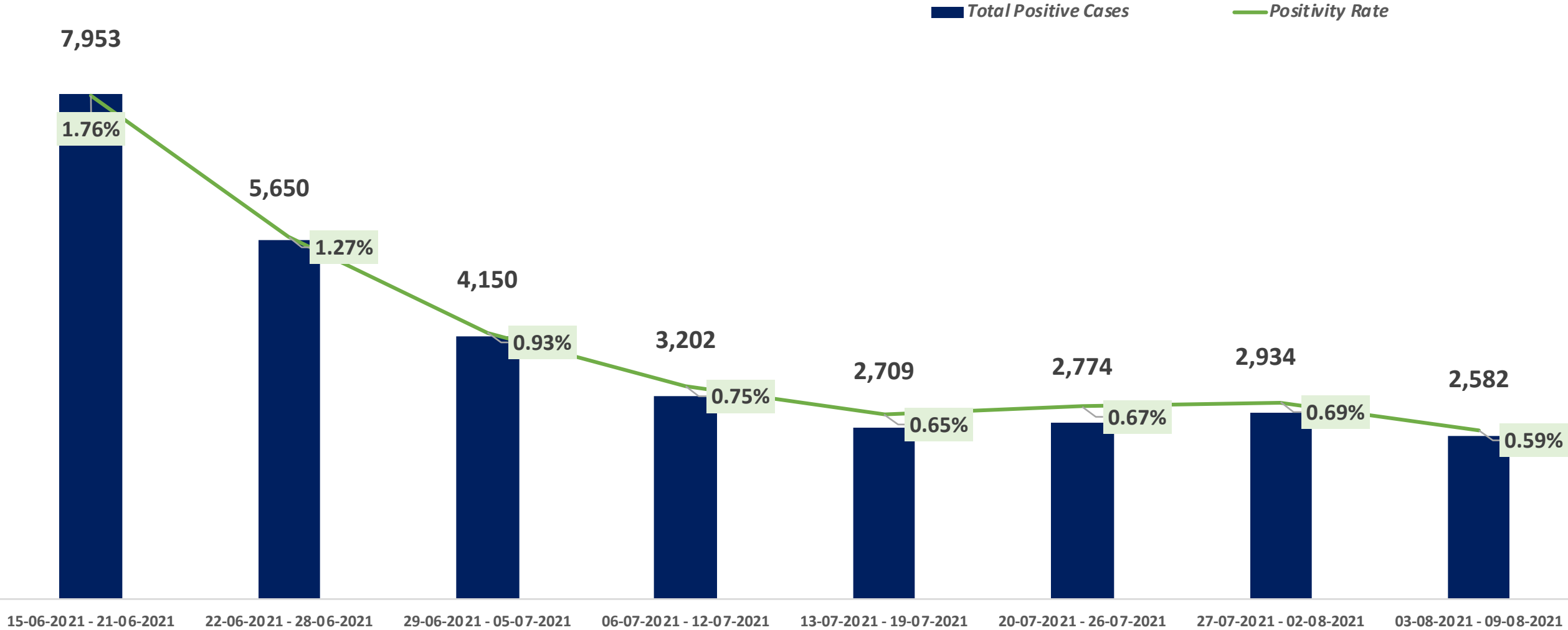


	15/06/21 TO 21/06/21	22/06/21 TO 28/06/21	29/06/21 TO 05/07/21	06/07/21 TO 12/07/21	13/07/21 TO 19/07/21	20/07/21 TO 26/07/21	27/07/21 TO 02/08/21	03/08/21 TO 09/08/21
<b>Total Positive Cases</b>	7,953	5,650	4,150	3,202	2,709	2,774	2,934	2,582
<b>Total Recovered Cases</b>	21,640	22,433	42,288	4,700	5,280	4,740	1,943	3,344
<b>Total Death Cases</b>	164	116	75	63	54	33	52	26
<b>Case Fatality Rate</b>	2.06%	2.05%	1.81%	1.97%	1.99%	1.19%	1.77%	1.01%
<b>Total Tests Conducted</b>	4,50,888	4,45,800	4,44,243	4,29,479	4,18,956	4,11,925	4,25,052	4,36,861
<b>Positivity Rate</b>	1.76%	1.27%	0.93%	0.75%	0.65%	0.67%	0.69%	0.59%



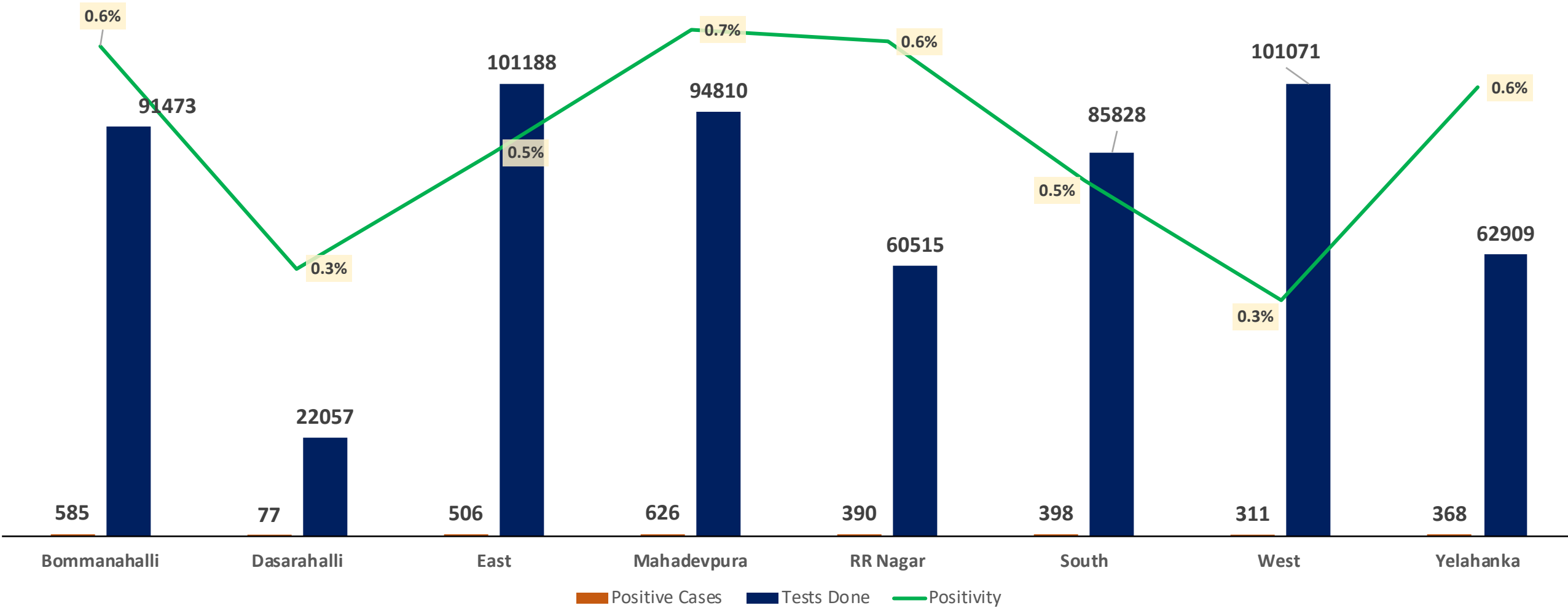


# POSITIVITY RATE OF BENGALURU – LAST 8 WEEKS



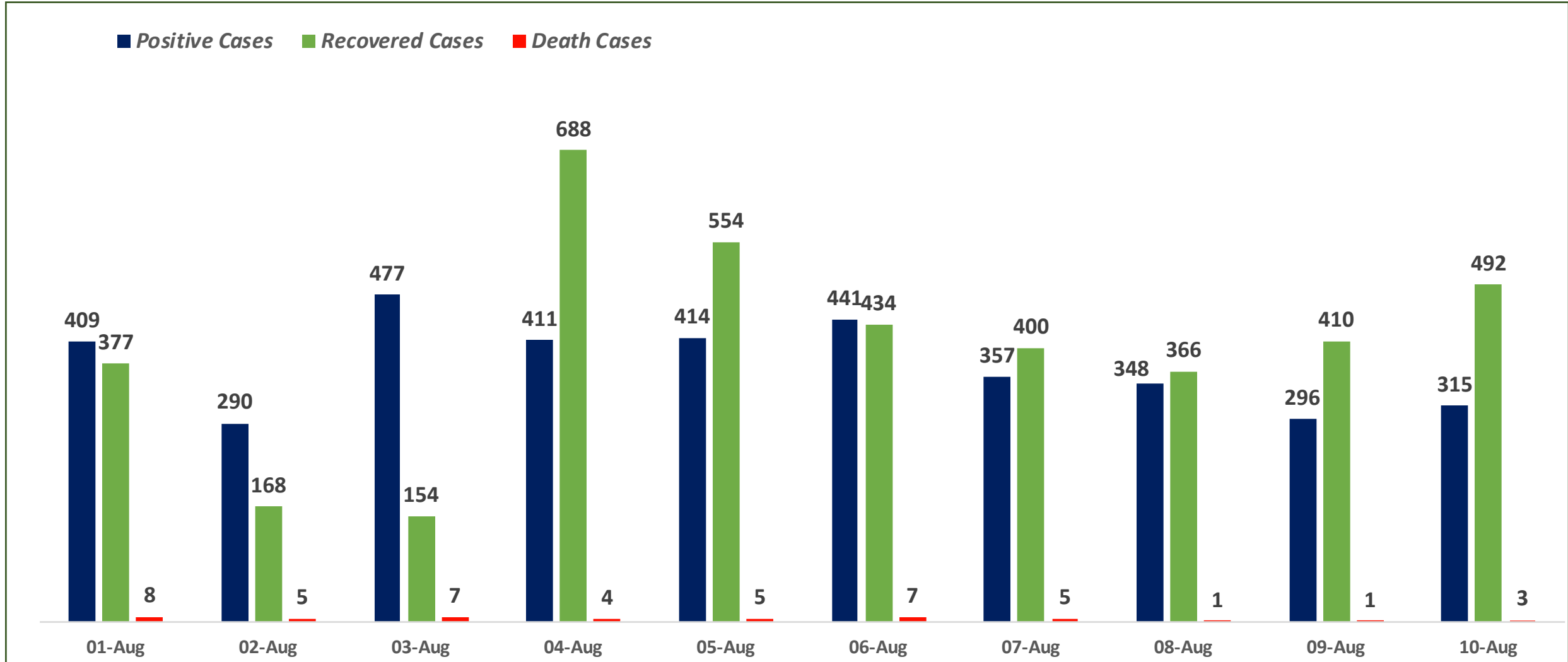


# ZONE WISE POSITIVITY TREND IN LAST 10 DAYS





# SNAPSHOT OF POSITIVE, RECOVERED AND DEATH CASES OVER LAST 10 DAYS ACROSS BBMP ZONES

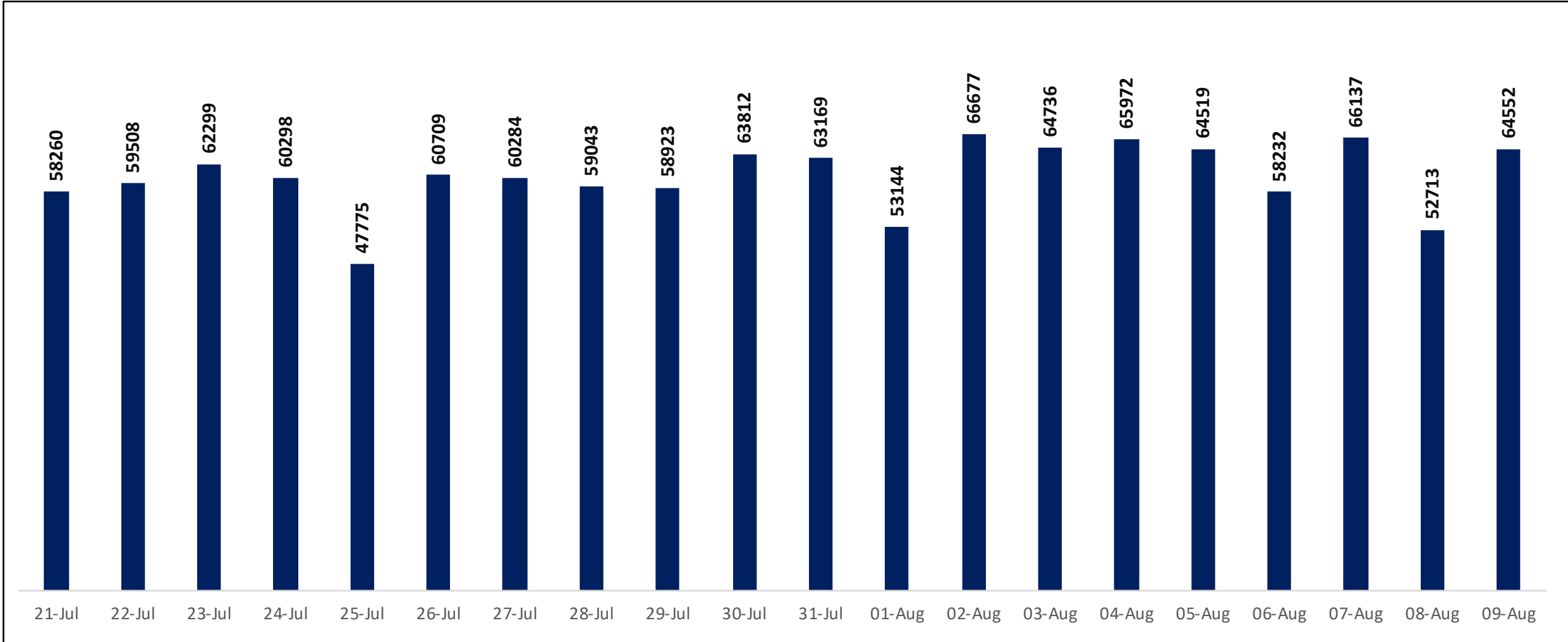




# TESTING TRENDS IN BENGALURU

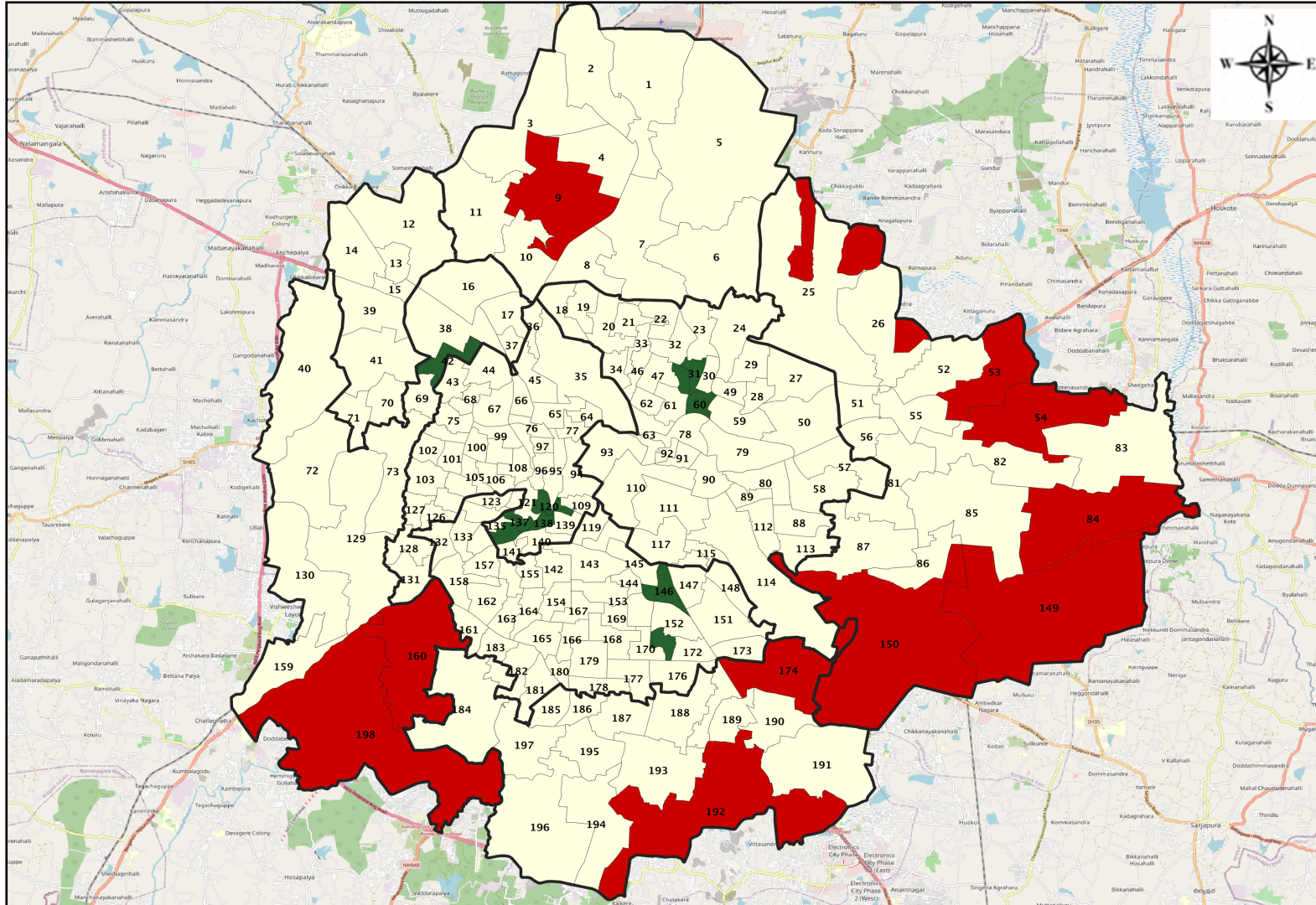


Total Test Conducted Till Date	Test Conducted Last 24 hours
1,72,64,788	64,552





# BENGALURU URBAN MAP SHOWING TREND OF POSITIVE CASES IN LAST 10 DAYS



## Top 10 wards reporting highest number of positive cases in last 10 days

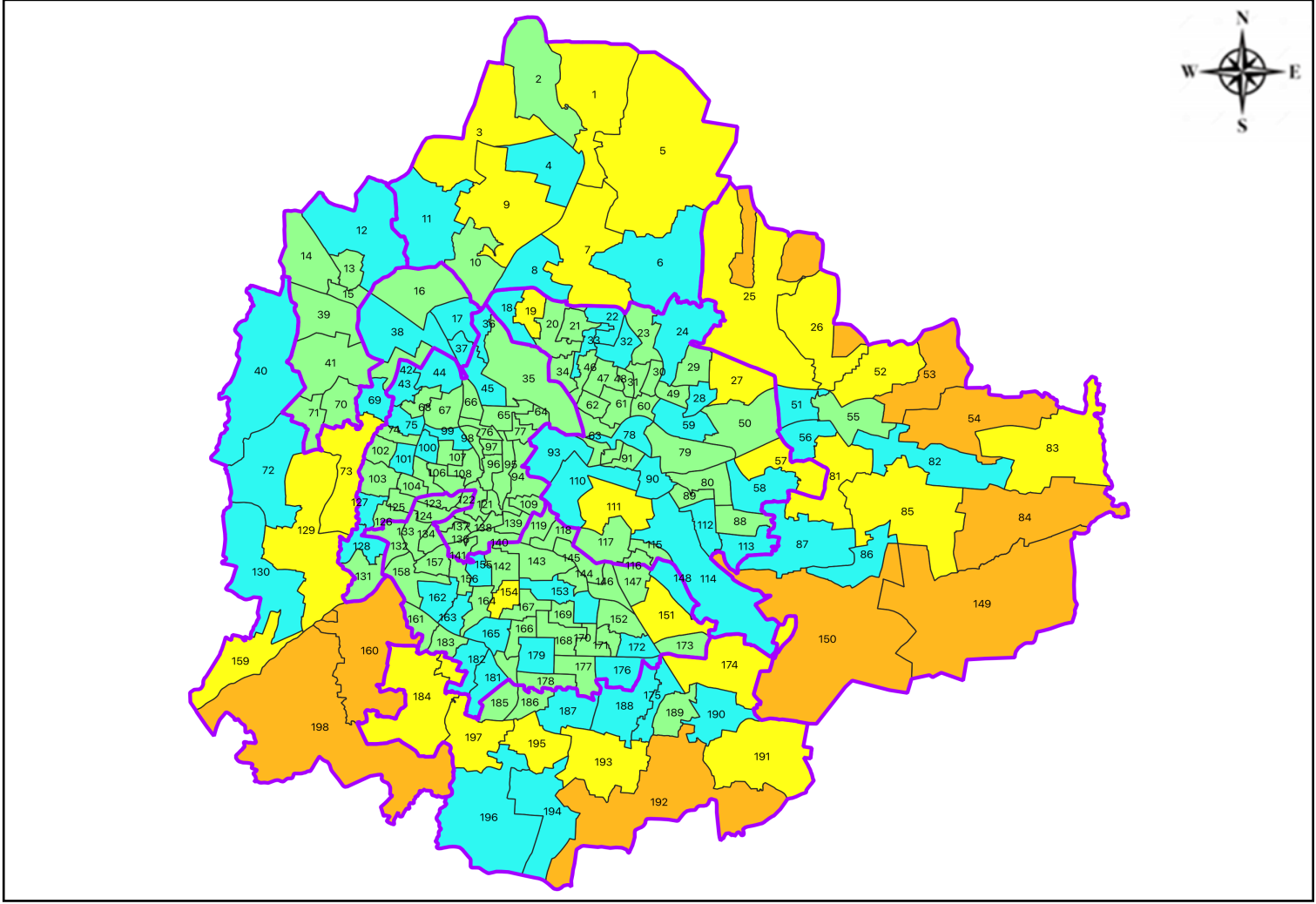
Ward No.	Ward Name	Daily Cases Average
192	BEGUR	8
160	RAJARAJESHWARI NAGAR	7
84	HAGADUR	7
150	BELLANDURU	6
149	VARTHURU	6
198	HEMMIGEPURA	5
53	BASAVANAPURA	5
54	HUDI	5
174	HSR LAYOUT	5
9	VIDYARANYAPURA	4







## Top 10 wards reporting least number of positive cases in last 10 days

Ward No.	Ward Name	Daily Cases Average
120	COTTONPETE	0
138	CHALAVADIPALYA	0
171	GURAPPANAPALYA	0
31	KUSHAL NAGAR	0
42	LAKSHMI DEVI NAGAR	0
48	MUNESHWARA NAGAR	0
60	SAGAYARAPURA	0
136	JAGAJIVANRAM NAGAR	0
137	RAYAPURA	0
146	LAKKASANDRA	0



# BENGALURU MAP SHOWING INTENSITY OF POSITIVE CASES IN LAST 10 DAYS



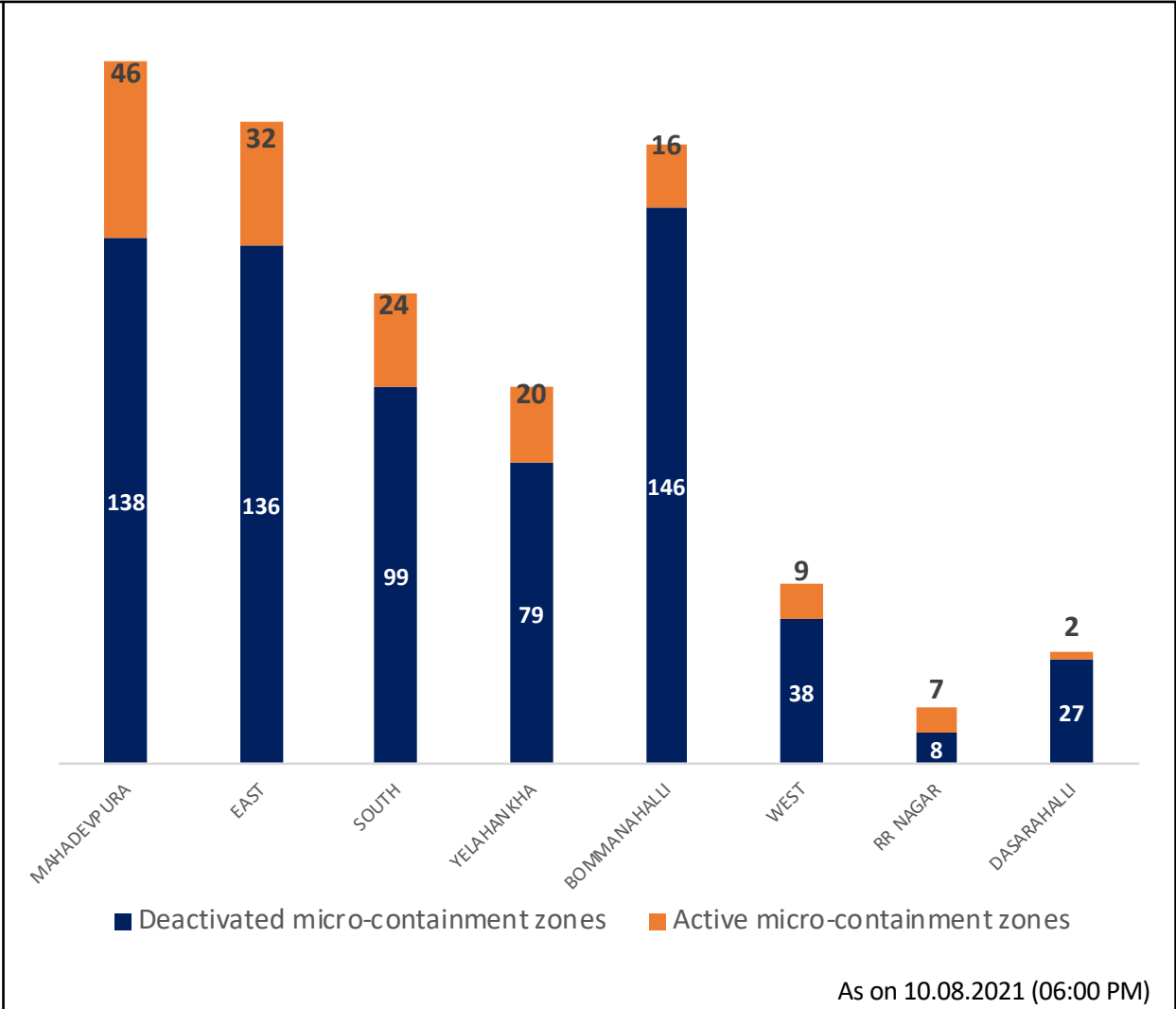
-  **Level 1 : 0 to 10 Cases**
-  **Level 2 : 10 to 25 Cases**
-  **Level 3 : 25 to 50 Cases**
-  **Level 4 : 50 to 100 Cases**
-  **Level 5 : Above 100 Cases**
-  **Zone Boundaries**



# MICRO CONTAINMENT ZONE DETAILS



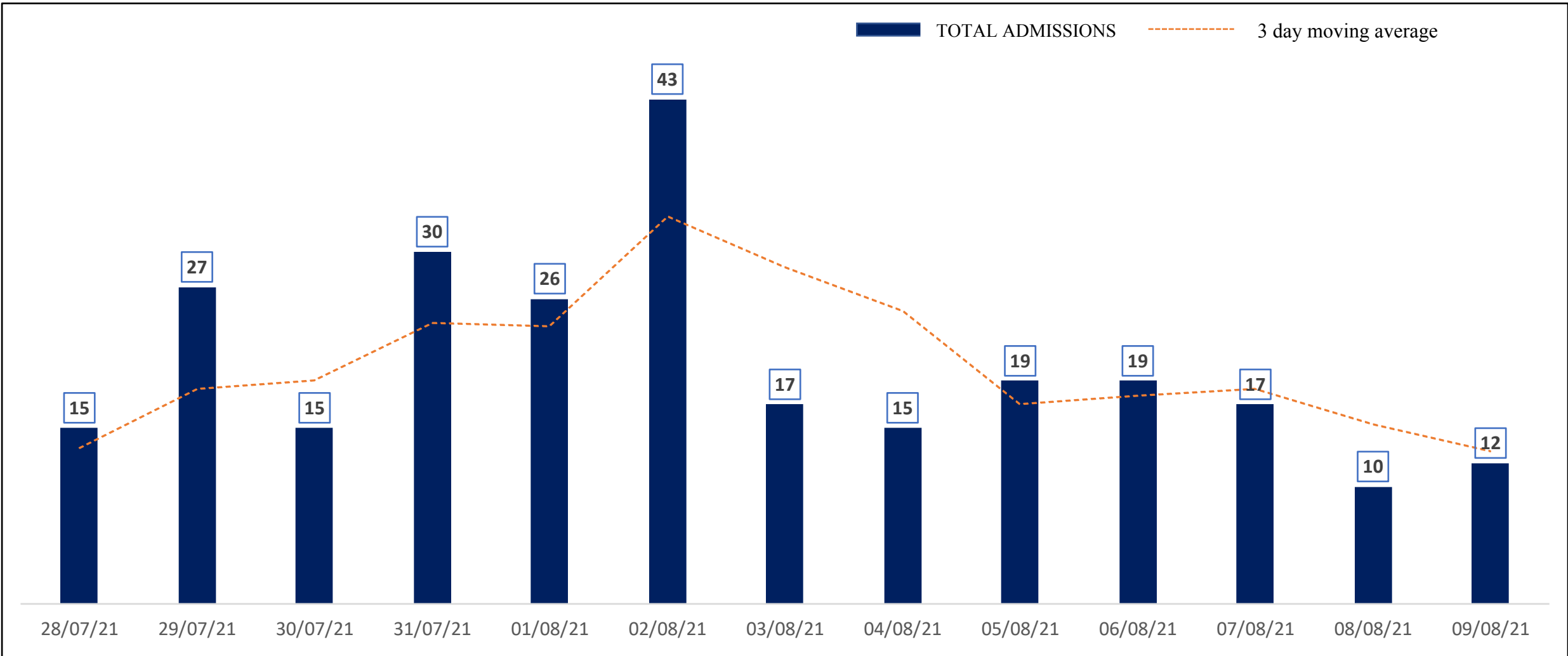
ZONE	TOTAL DECLARED	TOTAL DEACTIVATED	TOTAL ACTIVE
MAHADEVPURA	184	138	46
EAST	168	136	32
SOUTH	123	99	24
YELAHANKHA	99	79	20
BOMMANAHALLI	162	146	16
WEST	47	38	9
RR NAGAR	15	8	7
DASARAHALLI	29	27	2
<b>TOTAL</b>	<b>827</b>	<b>671</b>	<b>156</b>







# HOSPITAL ADMISSIONS LAST 15 DAYS TREND



\* Only Government Quota Admissions through CHBMS considered

\* Only Fresh Admissions considered





# COVID BED STATUS AS ON 10.08.2021



SR. NO.	Facility Type	No. of Hospital	Total Allocated Beds for C+ Patients					Occupied Beds for C+ Patients					Net Available Beds for C+ Patients				
			Gen Beds	HDU	ICU Beds	ICU-V	Total	Gen Beds	HDU	ICU Beds	ICU-V	Total	Gen Beds	HDU	ICU Beds	ICU-V	Total
1	Government Medical Colleges	4	20	621	53	76	770	0	16	7	4	27	20	605	46	72	743
2	Government Hospitals	16	649	210	65	127	1,051	62	54	2	22	140	587	156	63	105	911
<b>Total Beds</b>		<b>20</b>	<b>669</b>	<b>831</b>	<b>118</b>	<b>203</b>	<b>1,821</b>	<b>62</b>	<b>70</b>	<b>9</b>	<b>26</b>	<b>167</b>	<b>607</b>	<b>761</b>	<b>109</b>	<b>177</b>	<b>1,654</b>

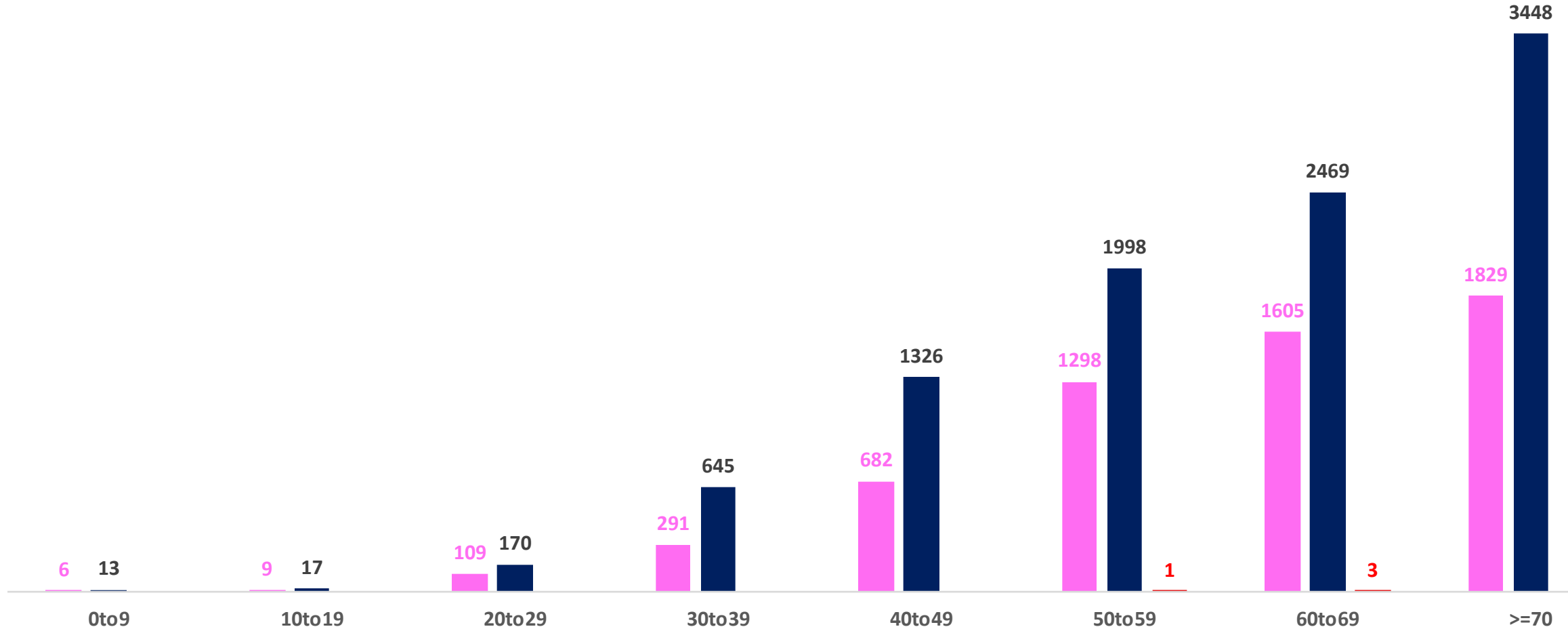


# AGE AND GENDER WISE DISTRIBUTION OF DEATH CASES



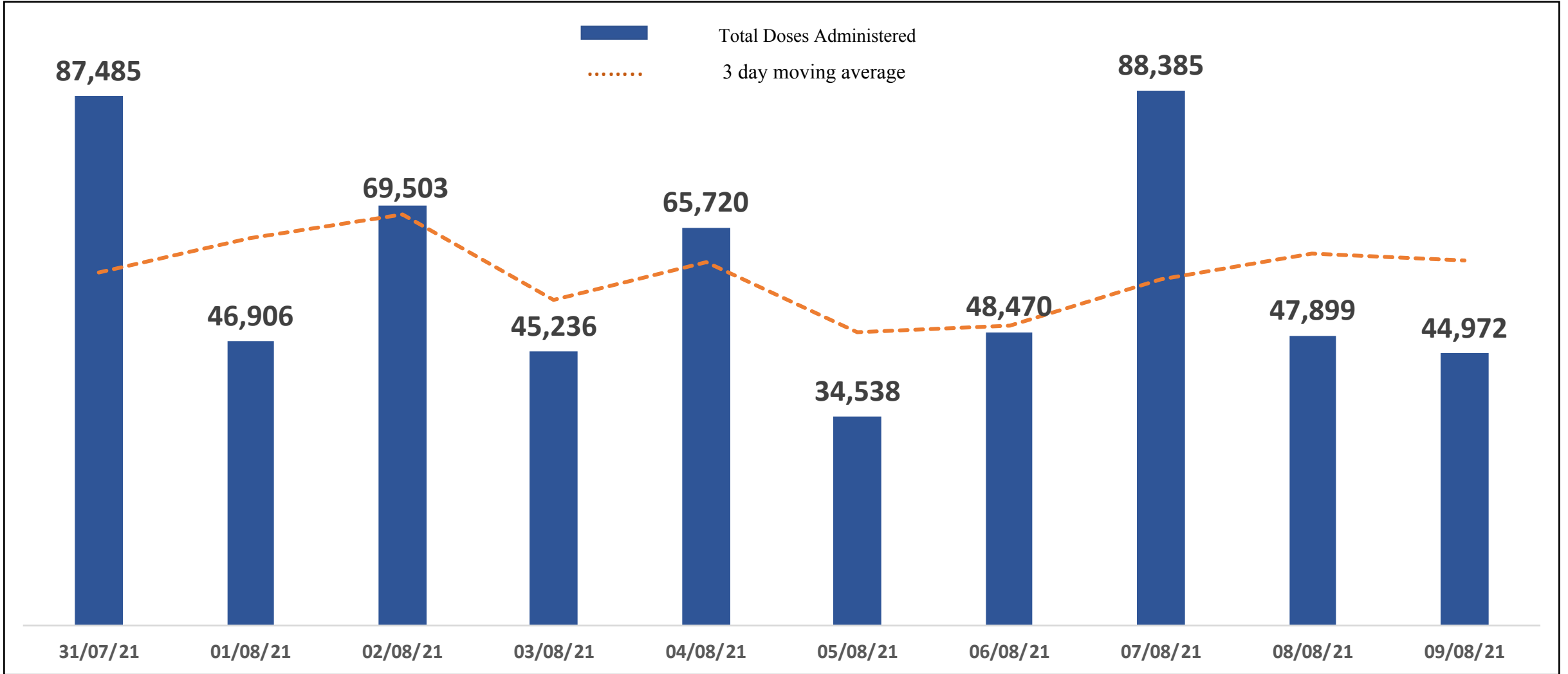
**Death Cases: 15,919**

Female Male Transgender





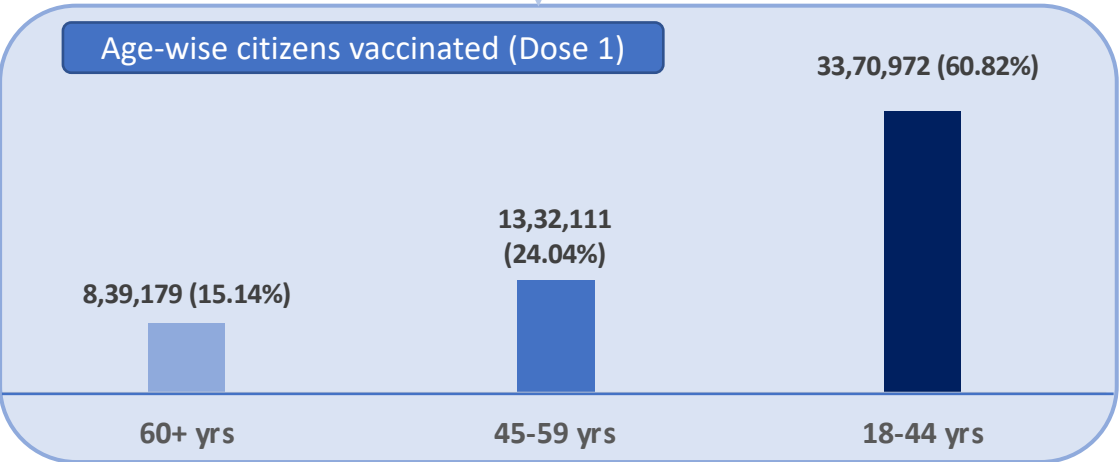
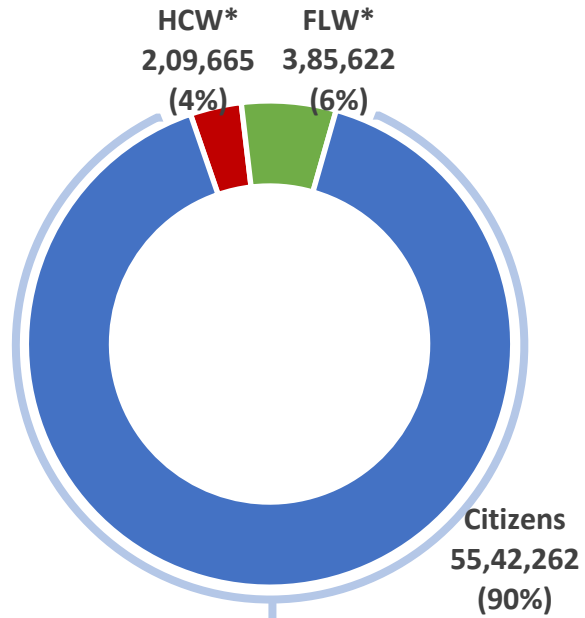
# TOTAL VACCINE DOSES ADMINISTERED IN LAST 10 DAYS



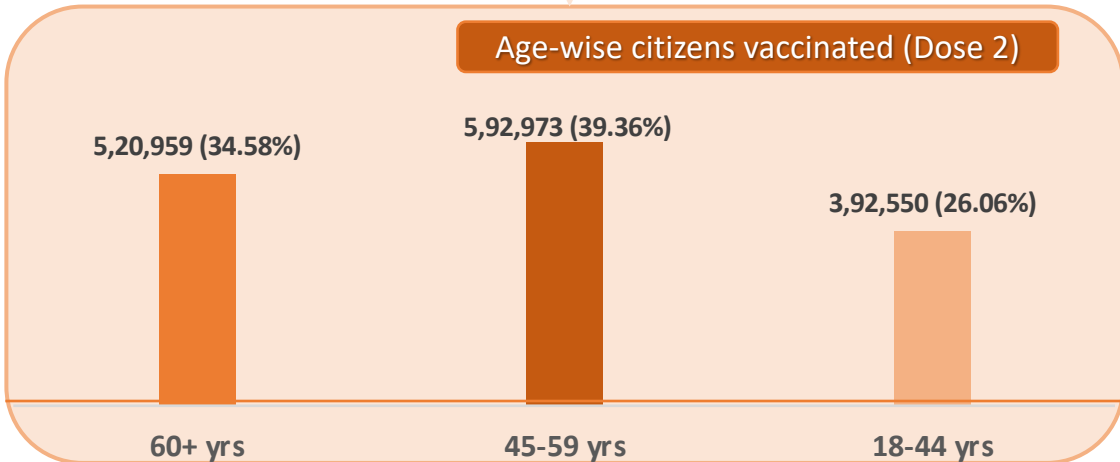
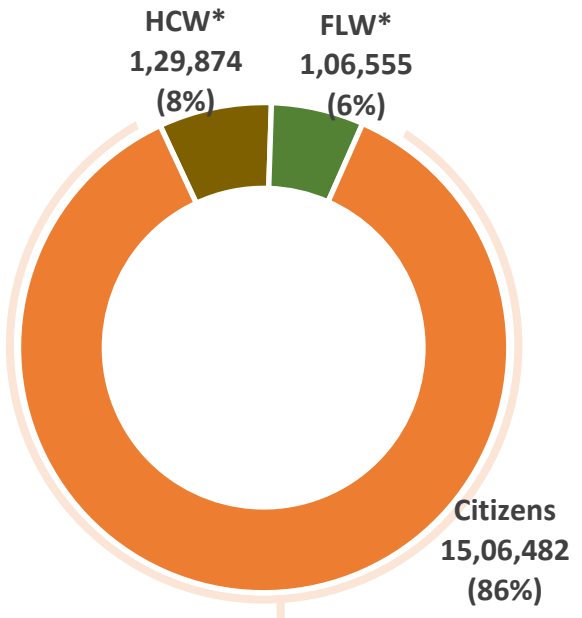


# CATEGORY WISE CUMULATIVE VACCINATION IN BBMP

Dose 1



Dose 2



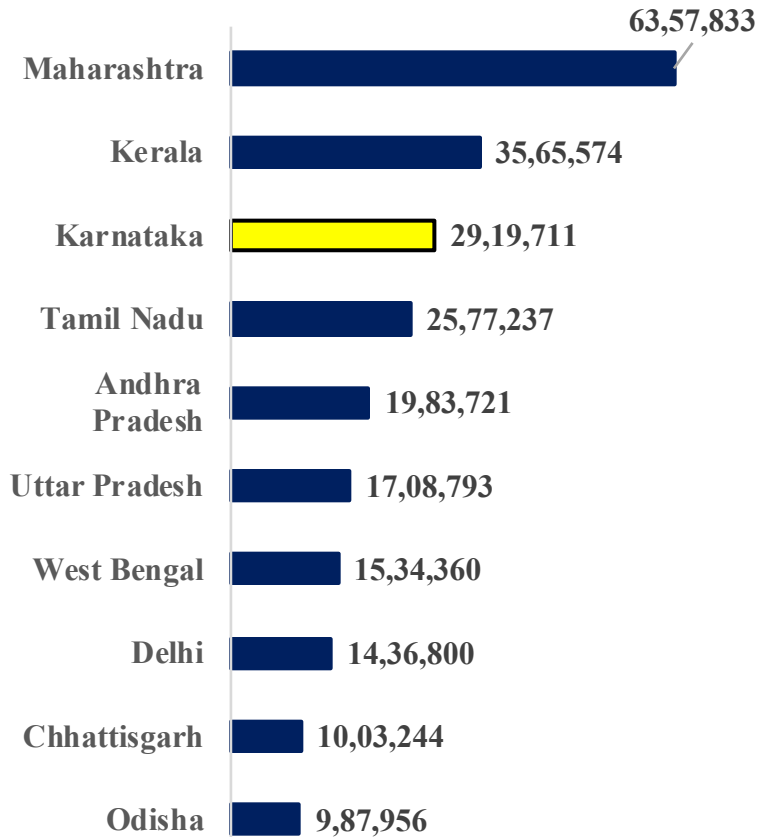
\*HCW : Health Care Workers  
\*FLW : Front Line Workers



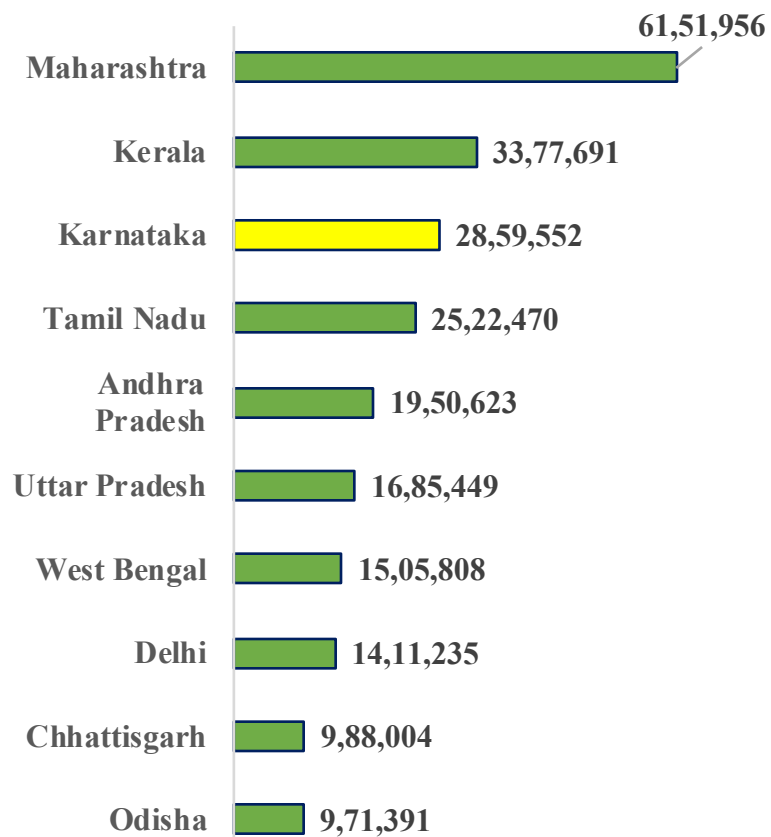
# TOP 10 COVID19 AFFECTED INDIAN STATES



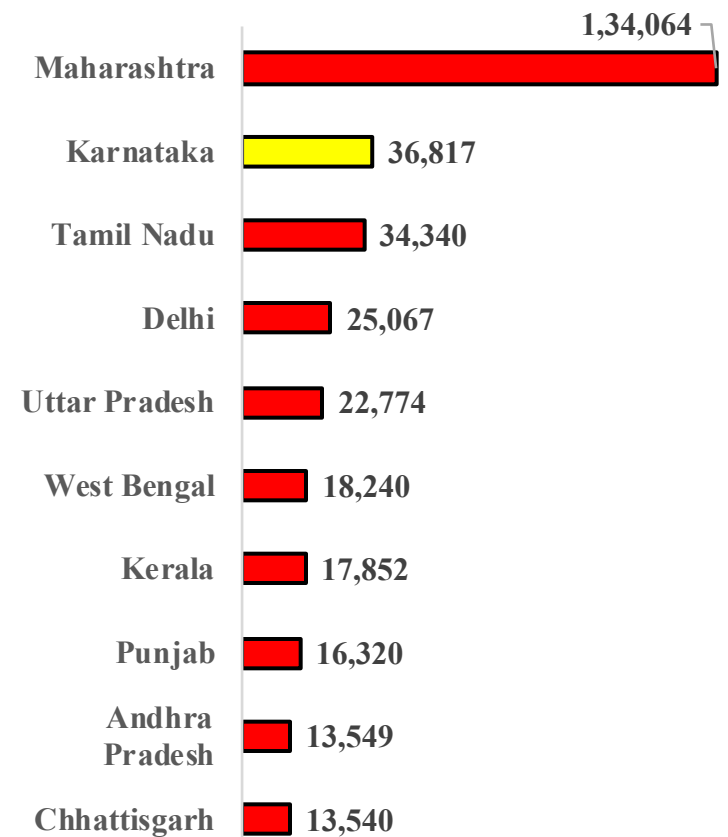
## Total Positive Cases



## Total Recovered Cases



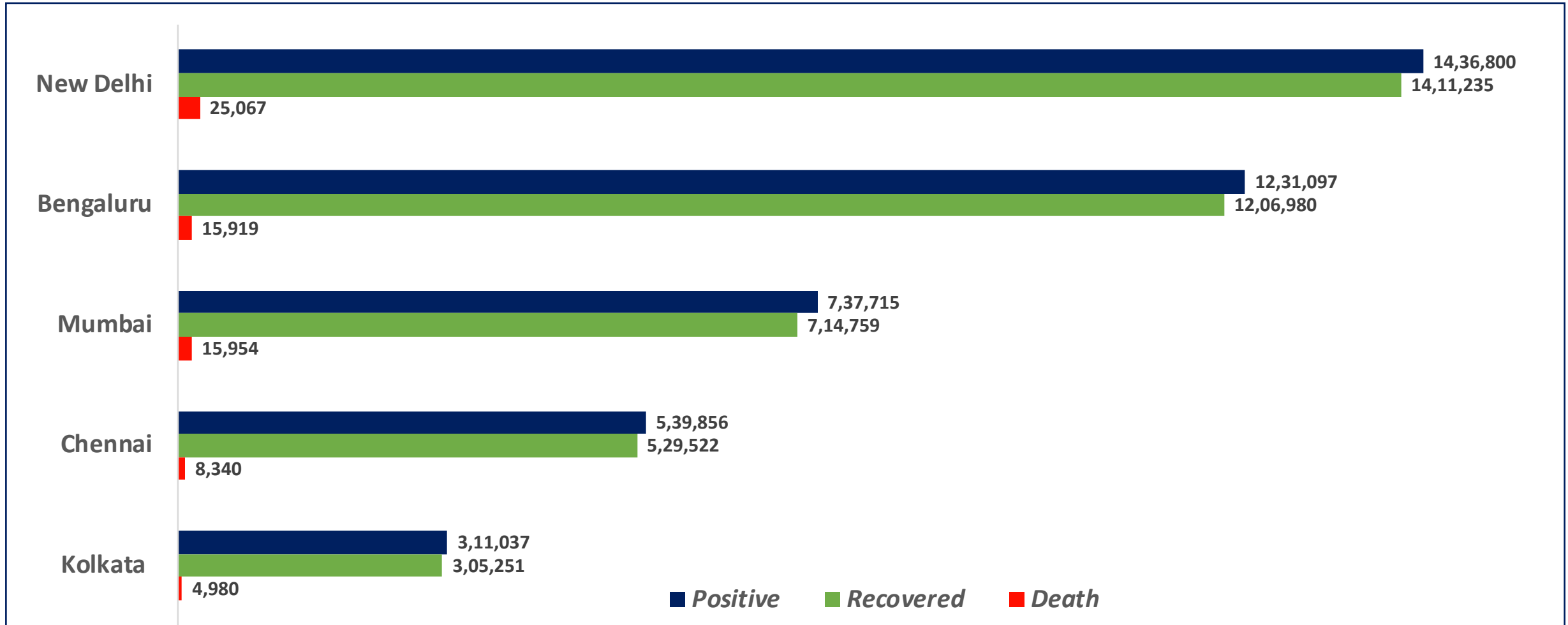
## Total Death Cases



Source : <https://www.covid19india.org/> at 6:00 pm (10.08.2021)



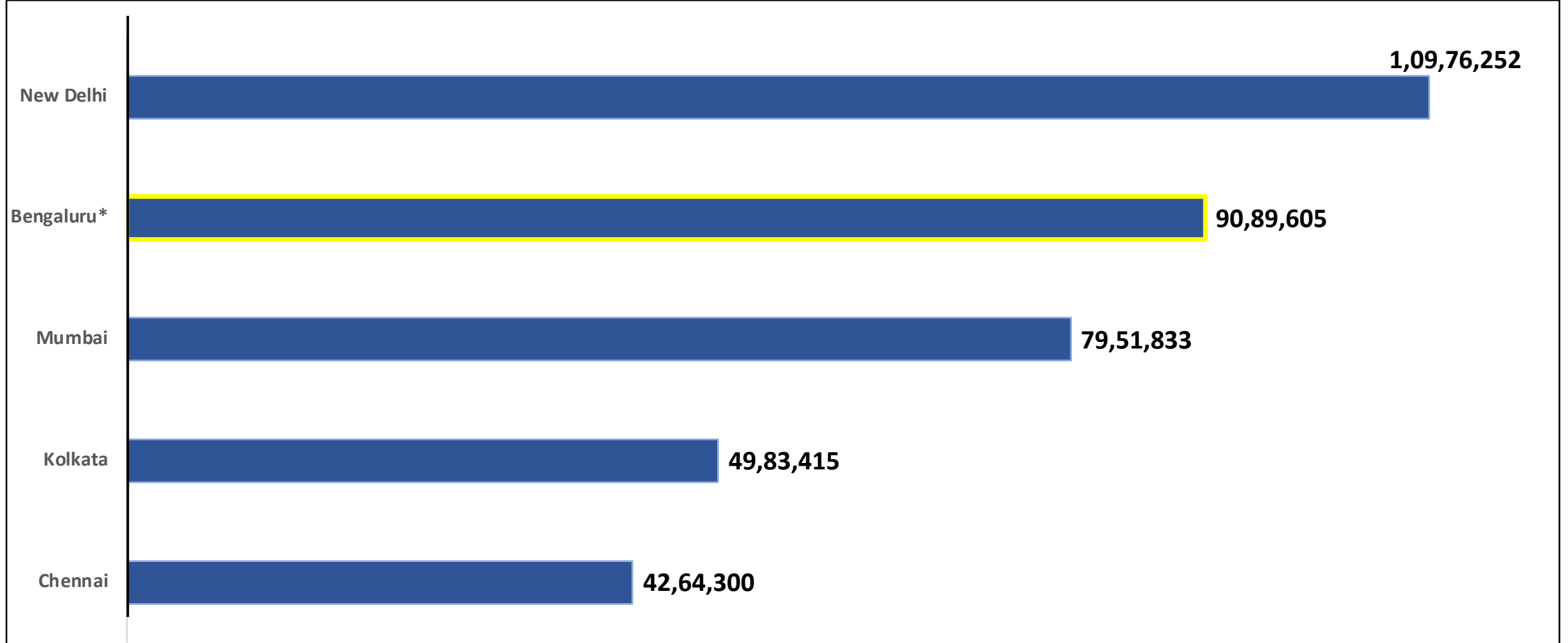
# BENGALURU AND OTHER METROPOLITAN CITIES



Source : <https://www.covid19india.org/> at 6:00 pm (10.08.2021)



# VACCINE DOSES ADMINISTERED IN BENGALURU AND OTHER METROPOLITAN CITIES



Source : <https://dashboard.cowin.gov.in/> at 6:00 pm (10.08.2021)

\*includes BBMP & Bengaluru Urban



# SNAPSHOT OF COVID-19 CASES IN BENGALURU URBAN



**Total Wards With  
<=10 Cases\* :  
92**

**Tests Conducted  
On 09.08.2021:  
64,552**

**Recovery  
Rate:  
98.04%**

**Total  
Active Cases :  
8,198**

**Total Vaccinated on  
09.08.2021:  
44,972**

**Positivity  
Rate\* :  
0.59%**

**Active  
Rate:  
0.67%**

**Case  
Fatality Rate\* :  
1.01%**

\*Total positive cases In the past 10 days

\*CFR and positivity is for Past 7 days



<b>Download BBMP Bulletin</b>	<a href="https://apps.bbmpgov.in/covid19/mediabulletin.php">https://apps.bbmpgov.in/covid19/mediabulletin.php</a>
<b>For BBMPCovid19 Bed Status:</b>	<a href="https://apps.bbmpgov.in/covid19/en/Bedstatus.php">https://apps.bbmpgov.in/covid19/en/Bedstatus.php</a>
<b>To register for vaccination :</b>	<a href="https://selfregistration.cowin.gov.in/">https://selfregistration.cowin.gov.in/</a>
<b>BBMP COVID19 Dashboard:</b>	<a href="https://apps.bbmpgov.in/covid19/">https://apps.bbmpgov.in/covid19/</a>
<b>Follow us on:</b>	<a href="http://www.facebook.com/bbmp.comm1/">www.facebook.com/bbmp.comm1/</a>
	<a href="https://twitter.com/BBMPCOMM">twitter.com/BBMPCOMM</a>

Issued by:

Honorable Chief Commissioner, BBMP  
Special Commissioner Health & IT, BBMP  
MD, Bengaluru Smart City Limited

THANK YOU !

ಆರೋಗ್ಯ ಮತ್ತು ಕುಟುಂಬ ಕಲ್ಯಾಣ ಇಲಾಖೆ  
ಕೋವಿಡ್-19

.....ಇದಕ್ಕಾಗಿ ನಿಮಗೆ ಧನ್ಯವಾದಗಳು

ನಂಬಲು ಅರ್ಹ ಮಾಹಿತಿಯನ್ನು ಹಂಚಿಕೊಳ್ಳುವ ಬದ್ಧತೆಯುಳ್ಳ ಅಪರಿಚಿತ

ಅಕ್ಕಪಕ್ಕದಲ್ಲಿ ವಾಸಿಸುತ್ತಿರುವ ಹಿರಿಯರಿಗೆ ಅಗತ್ಯ ವಸ್ತುಗಳನ್ನು ತೆಗೆದುಕೊಂಡು ಹೋಗಿ ಕೊಡುವ ಅನುಕಂಪವುಳ್ಳವರು

ಅನಗತ್ಯವಾಗಿ ಔಷಧಗಳನ್ನು ಸಂಗ್ರಹಿಸಿ ಇಟ್ಟುಕೊಳ್ಳದ ಜವಾಬ್ದಾರಿ ವಹಿಸುವ ನಾಗರಿಕ

ಲಸಿಕೆಗಳನ್ನು ಪಡೆದುಕೊಂಡಿರುವ ಹಿರಿಯ ನಾಗರಿಕರು

ಸ್ವಯಂಪೋಷಿತರಾಗಿ ಮನೆಯಲ್ಲಿ ಐಸೋಲೇಟ್ ಆಗಿರುವ ಜವಾಬ್ದಾರಿಯುತ ಯುವಕ/ಯುವತಿ

ಮಾಸ್ಕ್ ಧರಿಸುವಂತೆ ಹಾಗೂ ಕೈಗಳನ್ನು ತೊಳೆದುಕೊಳ್ಳುವಂತೆ ಆಗಾಗ ಎಲ್ಲರಿಗೂ ನೆನಪು ಮಾಡಿಕೊಡುವ ಹುಡುಗಿ

ಈ ಕಷ್ಟದ ಸಮಯದಲ್ಲಿ ಒಬ್ಬರಿಗೊಬ್ಬರು ನೆರವಾಗಲು ಎಲ್ಲರೂ ಒಂದಾಗೋಣ

ಜ್ವರ, ನೆಗಡಿ, ಕಿಮ್ಮು ತರಹದ ಕೋವಿಡ್-19 ಲಕ್ಷಣಗಳಿದ್ದಲ್ಲಿ ಅಪ್ಪಮಿತ್ರ ಸಹಾಯವಾಣಿ 1410 ಗೆ ಕರೆ ಮಾಡಿ ಅಥವಾ ಬೆಂಗಳೂರು ಕೋವಿಡ್ ಸಹಾಯವಾಣಿ 1912 ಗೆ ಕರೆ ಮಾಡಿ ಹೆಚ್ಚಿನ ಮಾಹಿತಿಗಾಗಿ 24x7 ಉಚಿತ ಆರೋಗ್ಯ ಸಹಾಯವಾಣಿ 104ಕ್ಕೆ ಕರೆ ಮಾಡಿ ಎಲ್ಲರಿಗೂ ಆರೋಗ್ಯ, ಎಲ್ಲೆಡೆಯೂ ಆರೋಗ್ಯ